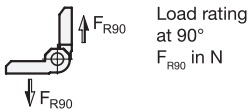
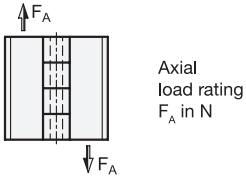
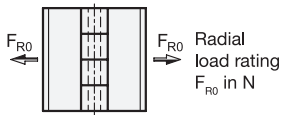


Load rating of metal hinges

in ascending order of the standard numbers



An extensive series of tests were carried out with the hinges listed below.

The hinges were slowly loaded and relieved at room temperature with incrementally increasing force. After load relieve, a deformation irrelevant in terms of function and appearance remained at the listed values for L_A , L_{R0} and L_{R90} . The breaking loads were in most cases multiples above the specified value.

The details given on load rating are non-binding guide values without any liability. In general, they do not constitute a warranty of quality.

The user must determine from case to case if a product is suitable for the envisaged use. Ambient factors and ageing may influence the specified values.

Article No.	Radial load rating		Axial load rating
	L_{R0} in N	L_{R90} in N	L_A in N
GN 127 -76-60	2000	2000	1150
GN 136 -30-30-ST	-	-	-
-30-45-ST	-	-	-
-40-40-ST	1000	700	2000
-40-60-ST	-	-	-
-50-50-ST	2000	1000	2500
-50-75-ST	-	-	-
-60-60-ST	2500	1200	2800
-60-90-ST	-	-	-
-30-30-NI	-	-	-
-30-45-NI	-	-	-
-40-40-NI	1000	700	2000
-40-60-NI	-	-	-
-50-50-NI	2000	1000	2500
-50-75-NI	-	-	-
-60-60-NI	2500	1100	2800
-60-90-NI	-	-	-
GN 138 -ZD-40-42-A	1500	4000	1000
-ZD-50-52-A	3500	6000	1750
-ZD-60-62-A	4000	6500	2000
GN 139.1 -49-101	1000	1000	1500
-79-101	500	500	750
GN 139.2 -49-101	1000	1000	1500
-79-101	500	500	750
GN 139.5 -76-126	2000	2000	2000
GN 139.6 -76-126	2000	2000	2000
GN 161 -57	1150	1500	600
-68	1500	1200	750
-80	2500	2500	1000
GN 237 -AL-30-30-A-EL	1200	750	550
-AL-40-40-A-EL	2000	2800	1060



Article No.	Radial load rating		Axial load rating L _A in N	
	L _{R0} in N	L _{R90} in N		
GN 237	-AL-50-50-A-EL	3000	4250	2250
	-AL-60-60-A-EL	5000	5150	4050
	-NI-30-30-A-GS	1700	750	750
	-NI-40-40-A-GS	4000	1650	2100
	-NI-50-50-A-GS	6500	2250	2550
	-NI-60-60-A-GS	10000	5000	5000
	-A4-30-30-A-GS	1700	750	750
	-A4-40-40-A-GS	4000	1650	2100
	-A4-50-50-A-GS	6500	2250	2550
	-A4-60-60-A-GS	10000	5000	5000
	-ZD-30-30-A	1200	750	500
	-ZD-40-40-A	2100	2000	1150
	-ZD-50-50-A	3500	2450	2100
	-ZD-60-60-A	6000	4400	3200
	-ZD- 40-40-C	1700	1850	900
	-ZD- 50-50-C	3550	2000	2050
	-ZD- 60-60-C	4050	2550	3050
GN 237	-NI- 63-50-A-GS	4000	2000	1500
	-NI- 76-50-A-GS	4000	2000	1200
	-NI- 90-60-A-GS	4500	2000	1500
	-NI-120-60-A-GS	4500	2000	1200
	-ZD- 63-50-A	3000	1250	1500
	-ZD- 76-50-A	3000	1250	1300
	-ZD- 90-60-A	4500	1500	1500
	-ZD-120-60-A	4500	1500	1300
	-ZD- 63-50-C	3000	2000	1500
	-ZD- 76-50-C	3000	2000	1200
	-ZD- 90-60-C	4500	1500	2000
	-ZD-120-60-C	4500	1500	1500
GN 238	-42-42-BJ	1500	2100	1050
	-42-42-EJ	1000	1500	1200
	-42-42-NJ	1250	1350	1500
	-50-50-BJ	1500	2200	1500
	-50-50-EJ	1500	1700	1500
	-50-50-NJ	1800	1900	2000
	-60-60-BJ	2500	3200	1500
	-60-60-EJ	2000	2000	1500
	-60-60-NJ	3700	2600	2550
GN 337	-NI-40-40-A-GS	3000	3500	2000
	-NI-50-50-A-GS	5000	3500	2500
	-NI-60-60-A-GS	6000	6000	5000
	-ZD-40-40-A	2200	1600	1500
	-ZD-50-50-A	3000	2500	2500
	-ZD-60-60-A	4300	3500	3100
GN 437	-ZD-40-40-A	2400	1600	1200
	-ZD-50-50-A	3200	2000	1600
	-ZD-60-60-A	4500	2500	2000