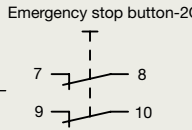
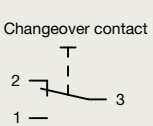
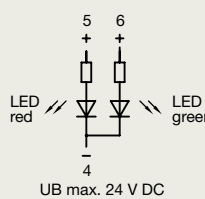
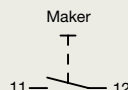
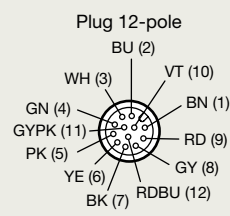




Characteristics of the standard executions GN 332

The tubular handles have the CE marking
 low voltage guideline 06 / 95 / EG

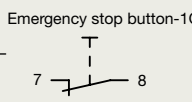
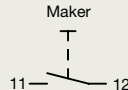
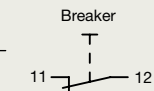
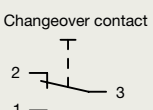
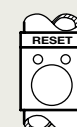
Emergency stop:	2 channel		
1. Button: Release button:	Changeover contact		
2. Button: Start button:	Maker without LED		
Button colour:	for each button a set of caps is included, in this colours: red, green, blue		
Switching voltage:	max. 30 V AC max. 1,5 A		
Operating voltage (LEDs):	24 V DC ± 15%		
Contact termination:	M12x1, 12-pole		
Pin configuration:			
Protection class:	IP 67		
Connection cable:	Socket for plug connection M12x1, 12-pole		

- straight **G** 
- angled **W** 
- Lengths **5 meters**
10 meters

How to order

- Cable connection**
GN 330-M12x1-12-G- 5
G-10
- Cable connection**
GN 330-M12x1-12-W- 5
W-10

Additional variations as special application

Emergency stop:	1 channel		
Number of buttons > 2 Button optional with	Maker		
	Breaker		
Button with labelling area			
Contact termination:	M12x1, 8-pole or M23x1, up to 12-pole		