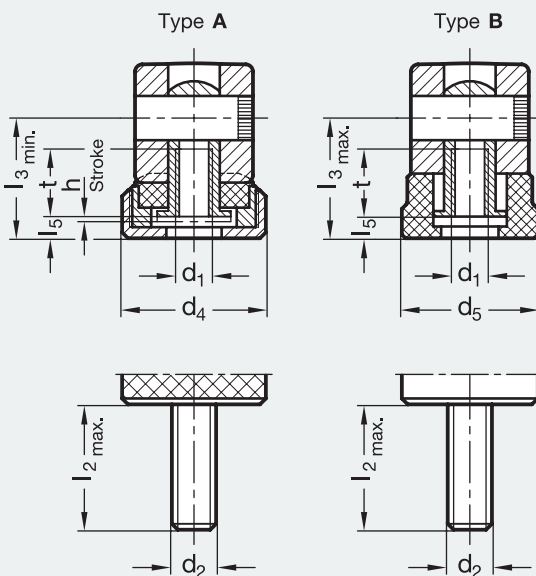


Type A with adjustable contact plate



Type B with fix contact plate

l ₁	d ₁	d ₂	l ₂ max. in clamping position			b	d ₃	d ₄	d ₅	h = stroke at 90° lever movem.	l ₃ min.	max. approx.	l ₄ Adjustable range	l ₅ min. in clamping position	t
			20	25	30										
63	M 6	M 6	35	40	50	16	16	19	18,5	0,75	15	16,3	1,5	3	10
82	M 8	M 8	40	50	60	20	20	25	22,5	1	17,7	19,5	2,5	3,7	12

Specification

Lever
Zinc die casting
Plastic coated
Abrasion proof epoxy resin black, matt
Steel components
zinc plated, blue passivated
Contact plate
Type A
Technopolymer
(Polyactetal POM)
glass fibre reinforced
Type B
Technopolymer
(Polyphenylensulfid PPS)
glass fibre reinforced
Plastic characteristics

Page 897

Information

Clamping levers with eccentrical cam GN 927 are used for rapid clamping and releasing operations. Hereby, contrary to a clamping operation via a thread, these levers permit a **torque-free** clamping.

The lever has been designed to ensure that its movement cannot exceed the max. clamping position.

There are no loose components since they are all assembled and mounted in their correct order.

The salient points of type A are as follows:

The distance between the eccentrical cam and the contact surface is adjustable by means of a fine threaded knurled nut. This allows the max. clamping force to be set by a simple adjustment. In addition this also allows the choice of the preferred lever position in relation to the clamping lever pin.

With these clamping levers with eccentrical cam, thrusts of up to 8 kN can be reached.

How to order

Clamping lever with eccentrical cam with female thread GN 927-63-M6-A

Code No.
l₁ d₁ Type

Clamping lever with eccentrical cam with male thread GN 927-82-M8-25-B

Code No.
l₁ d₂ l₂ Type



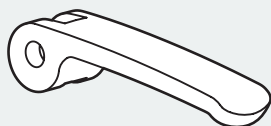
product
design
award

2007



2.3

Constructional features / Application example

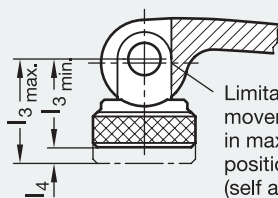


Plastic
contact plate



Setting nut

l_3 adjustable by the setting screw
for optimum clamping force at the
preferred lever position.



Limitation of
movement angle
in max. clamping
position
(self arresting)

