
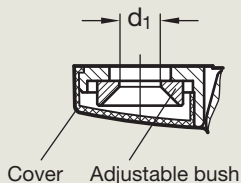



Adjustable bush

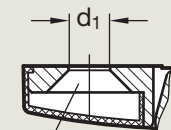
Adjustable type  
Adjustable range  
 $\pm 1,5\text{mm}$




Not adjustable  
type



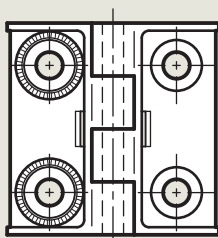
Cover Adjustable bush



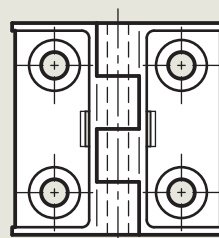
Bore for  
countersunk screw  
DIN 7991



Type **BJ** two-sided adjustable



Type **EJ** one-sided adjustable



Type **NJ** not adjustable

l <sub>1</sub>	l <sub>2</sub>	d <sub>1</sub>	d <sub>2</sub>	h <sub>1</sub> ≈	h <sub>2</sub> ≈	h <sub>3</sub>	l <sub>3</sub>	m <sub>1</sub>	m <sub>2</sub>
42	42	5,3	4	11	6,5	7,5	17	25	25
50	50	6,3	5	13,5	7	8,5	21	30	30
60	60	6,3	6	16,5	8,5	11	26	36	36

**Specification**

- ▶ Zinc die casting  
plastic coated  
black **SW** RAL 9005 textured finish  
silver **SR** RAL 9006 textured finish
- ▶ Adjustable bush Steel hardened
- ▶ Cover plastic  
black grey for type **SW**  
light grey for type **SR**
- ▶ Pin  
Stainless Steel  
German Material No. 1.4305

**Information**

The GN 238 adjustable hinges allow the technically and visually perfect positioning and alignment of doors in their frames.

The steel adjusting disk has a cutting ring in its underside which cuts into the radial fins of the zinc die-cast wings when the countersunk screw is tightened, virtually creating a form-lock (patented).

The cover conceals the adjusting screw and the fixing screw, preventing dirt from settling. It also lends the hinge an attractive optical appearance.

**How to order**

**Hinge**  
**GN 238-50-50-BJ-SW**

Code no.	l <sub>1</sub>	l <sub>2</sub>	Type	Colour
GN 238-50-50-BJ-SW	50	50	BJ	SW

